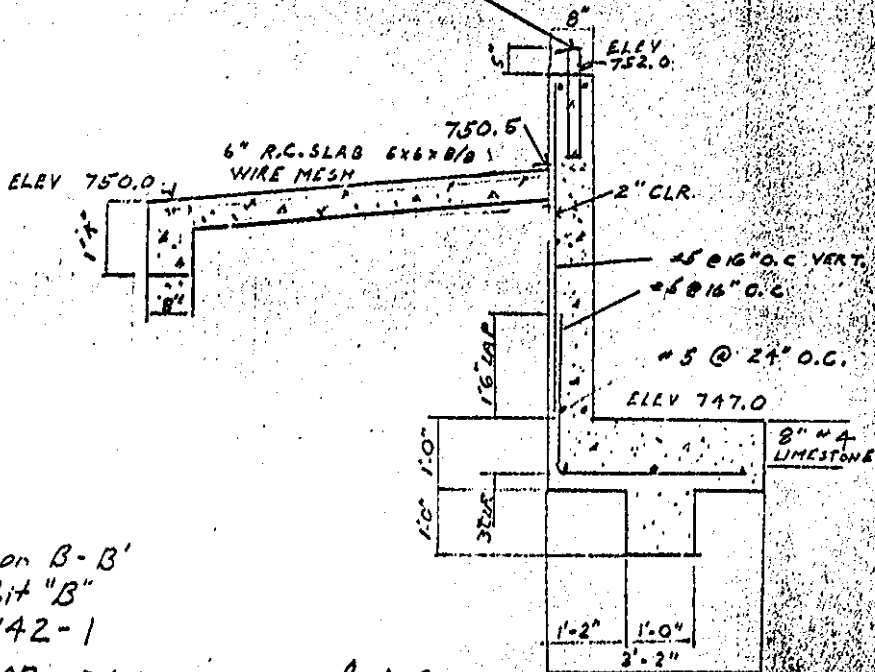


RETENTION DAM

ANCHORS FOR CHAIN LINK FENCE

2 1/2" x 2" Pipe or Equivalent

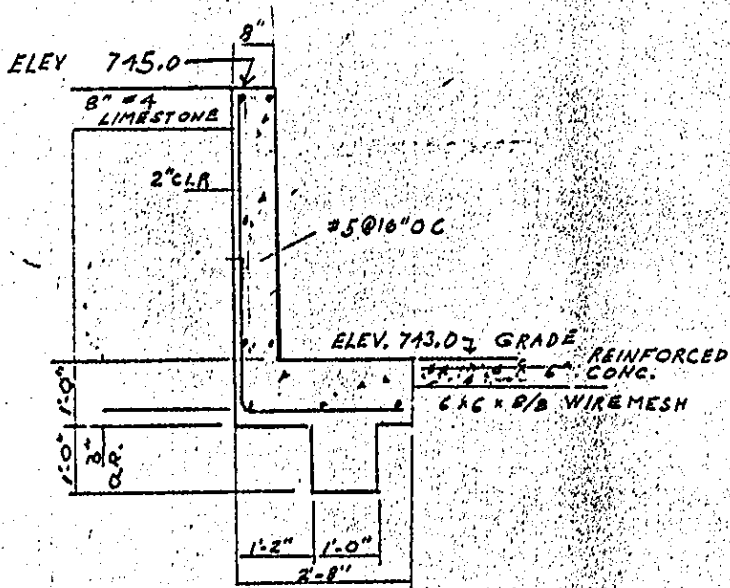


Section B-B'
Exhibit "B"
SL 142-1

Revision 7/1/69

Abraham P.E.

P.R.C.

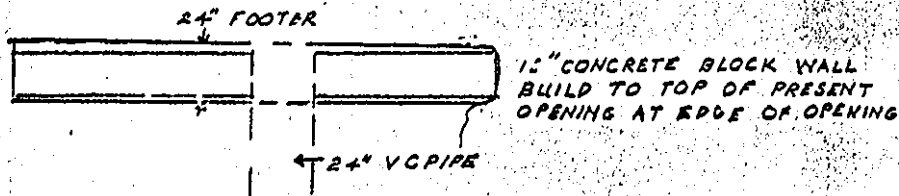
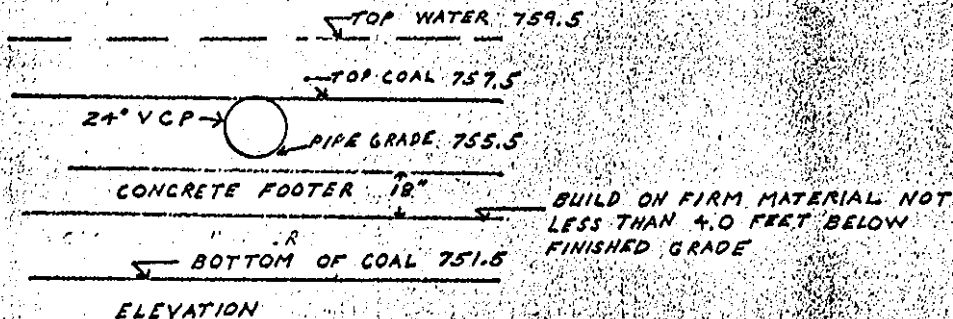


SLUDGE PIT WALL

Section D-D'
 Exhibit C
 SL 142-1
 Revision 7/1/69

acm... R. E. D.R.L.

INSTALL 70 FEET 24 INCH VITRIFIED CLAY PIPE THROUGH WALL AT MINE OPENING TO A REINFORCED CONCRETE MAN-HOLE TO BE CONSTRUCTED AT EDGE OF ROAD AND CONNECTED TO CULVERT UNDER LEGISLATIVE ROUTE 62016



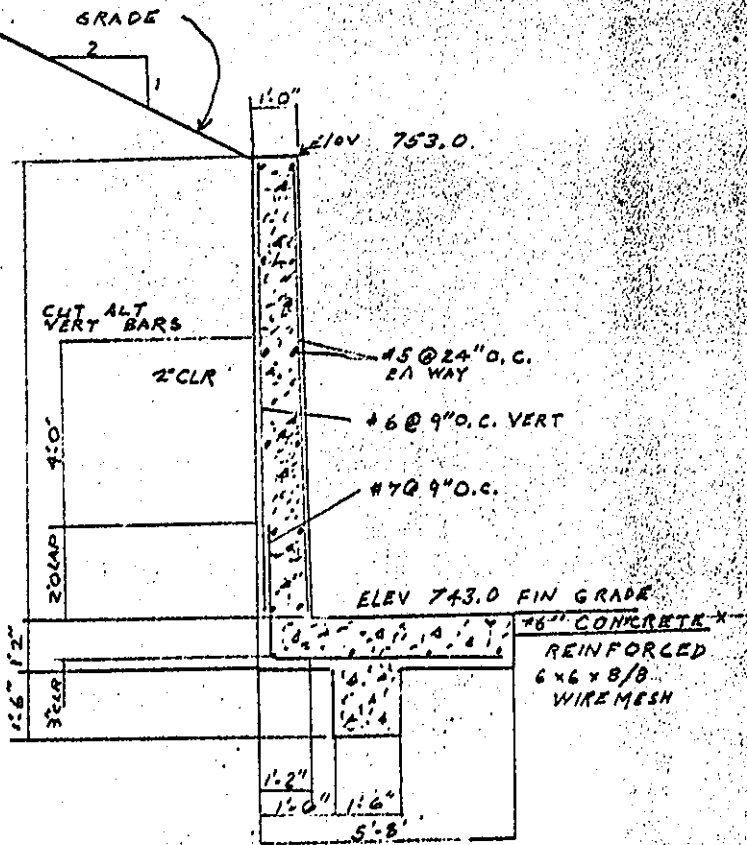
PLAN OF WALL AT DISCHARGE FROM MINE

PENNSYLVANIA DEPARTMENT OF MINES AND MINERAL INDUSTRIES
 WATER POLLUTION CONTROL PROJECT SL 142 - 1
 CARROLL TOWNSHIP, WASHINGTON COUNTY, PENNSYLVANIA
 $\frac{1}{4}" = 1.0'$
 DRAWN BY DAVID R. LEWIS
 REVISION JULY 1, 1969

CHECKED AND APPROVED *A. E. Molinski* P.E.

EXHIBIT "D"





RETAINING WALL AT INLET

SECTION C - C
 Exhibit "A"
 SL 142 - 1
 REVISION 7/1/69

Admohish P.C.

DKL