

Phase 1A Treatment Facilities

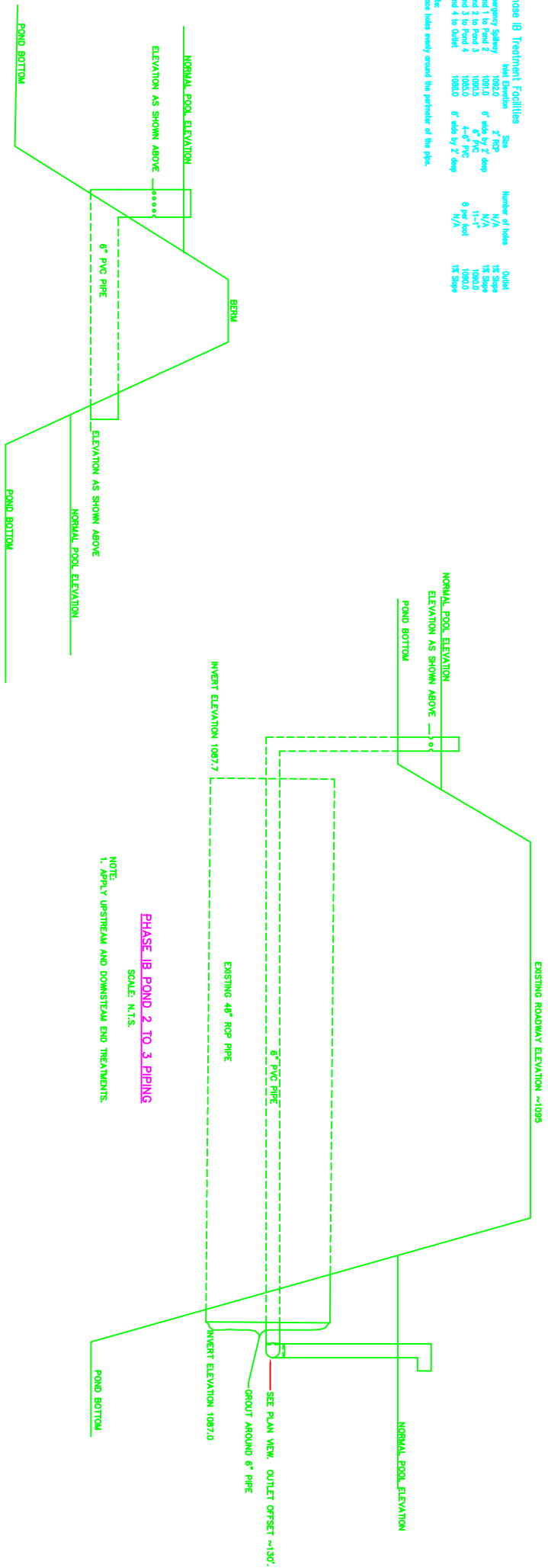
Emergency Spillage	Peak Discharge	Size	Number of Inlets	Outlet
Pond 1 to Pond 2	10042.0	6" side by 7' deep	N/A	15 Spine
Pond 2 to Pond 3	10022.0	6" side by 7' deep	N/A	15 Spine
Pond 3 to Pond 4	10050.0	3-6" PVC	N/A	15 Spine
Pond 4 to Outlet	10080.0	6" side by 2' deep	8 per foot	1007.5
			N/A	15 Spine

Note:  
Spill holes evenly around the perimeter of the pipe.

Phase 1B Treatment Facilities

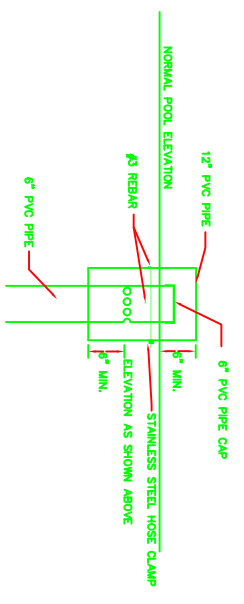
Emergency Spillage	Peak Discharge	Size	Number of Inlets	Outlet
Pond 1 to Pond 2	10027.0	2" RCP	N/A	15 Spine
Pond 2 to Pond 3	10010.0	6" PVC	11-1"	1000.0
Pond 3 to Pond 4	10050.0	4-6" PVC	8 per foot	1000.0
Pond 4 to Outlet	10080.0	6" side by 2' deep	N/A	15 Spine

Note:  
Spill holes evenly around the perimeter of the pipe.

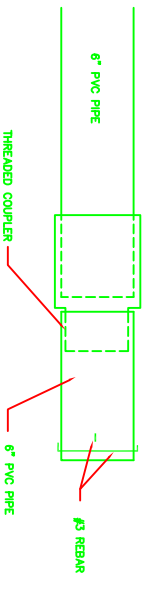


**PHASE 1B POND 2 TO 3 PIPING**  
SCALE: N.T.S.  
NOTE:  
1. APPLY UPSTREAM AND DOWNSTREAM END TREATMENTS.

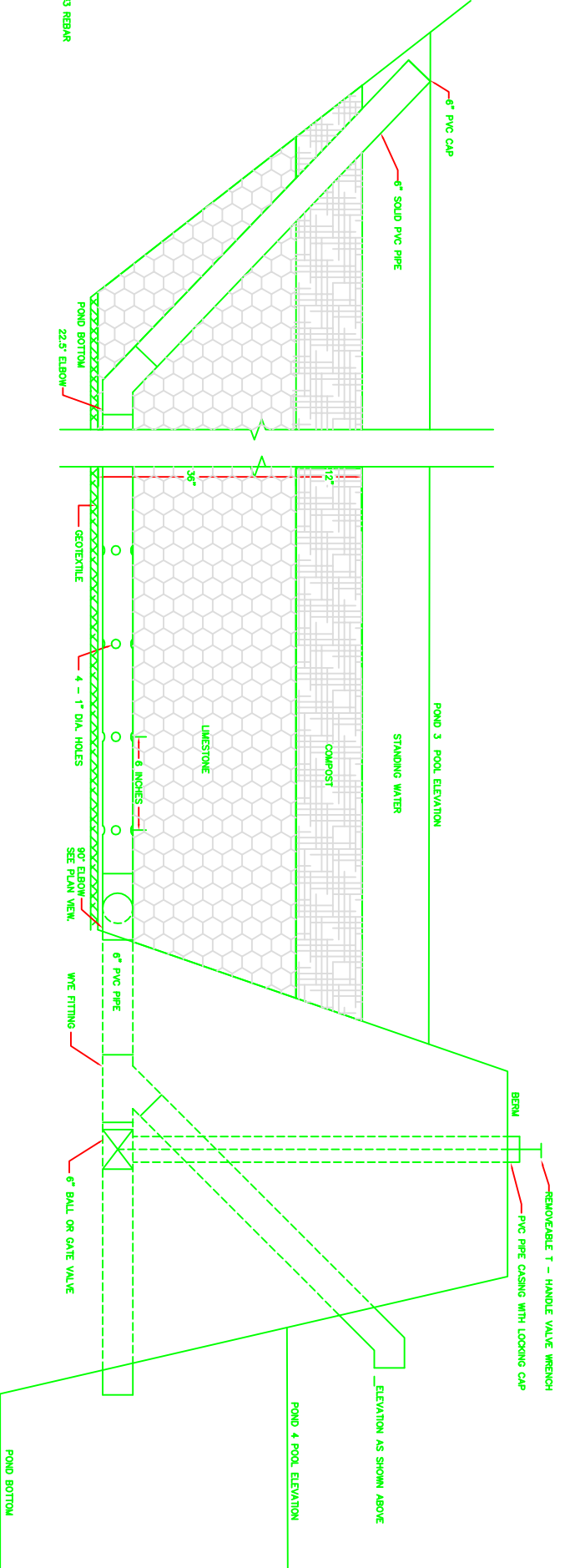
**PHASE 1A POND 1 TO 2 PIPING**  
SCALE: N.T.S.  
NOTE:  
1. APPLY UPSTREAM AND DOWNSTREAM END TREATMENTS.



**UPSTREAM END PIPE TREATMENT (TYPICAL)**  
SCALE: N.T.S.



**DOWNSTREAM END PIPE TREATMENT (TYPICAL)**  
SCALE: N.T.S.



**PHASE 1A AND 1B POND 3 TO 4 PIPING (TYPICAL)**  
SCALE: N.T.S.  
NOTE:  
1. APPLY DOWNSTREAM END TREATMENTS.

PROJECT NO.: 99-1322-0096  
DATE: 6/14/99  
SCALE: N.T.S.

DETAILS SHEET 1 OF 2  
DWG. BY: BBC  
CHK. BY: EGM

**BLACKLICK CREEK WATERSHED  
YELLOW CREEK PHASE I PROJECT**

INDIANA COUNTY, PA

**L. ROBERT KIMBALL & ASSOCIATES, INC.**  
Consulting Engineers  
Ebensburg, PA  
(814) 472-7700

© 1999

SHEET 3 OF 4

